



# 10 Tips for Gardening in a **HEATWAVE**

GrowingInTheGarden.com



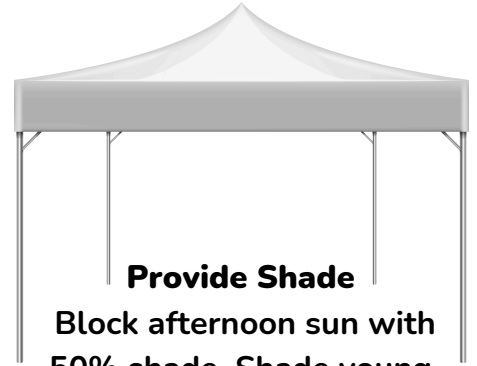
## Monitor Soil Moisture

Adjust watering to meet the needs of the plants.



## Mulch

A thick layer protects plants' roots & soil.




## Provide Shade

Block afternoon sun with 50% shade. Shade young plants & trees.



## Water Deeply

Deep watering encourages deep roots.



## Choose Heat-Tolerant Crops

Extreme heat is too much for many warm-season crops.



## Don't Drown Plant's Roots

Wilted plants don't always need water. Too much water will drown roots.




## Avoid Fertilizer

Feeding plants encourages growth & stresses already struggling plants.



## Account for Wind

Hot, dry wind is drying & damaging to plants and trees.



## Don't Prune

Pruning encourages new growth & exposes new areas to sunlight.



## Pamper Containers

Find the coolest area in your yard for small containers & water often.