



10 Tips for Gardening in a **HEATWAVE**

GrowingInTheGarden.com



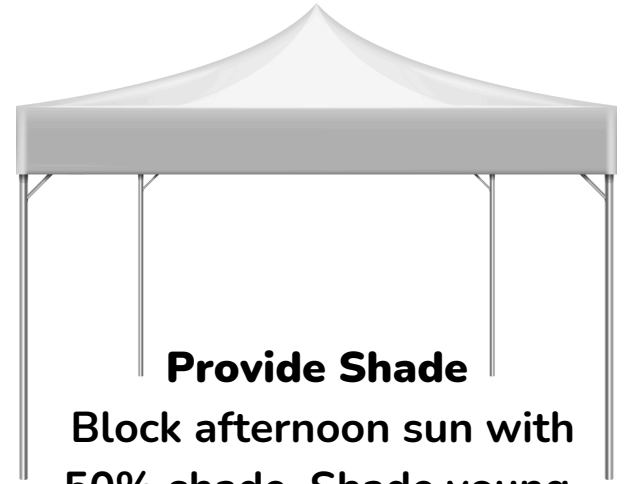
Monitor Soil Moisture

Adjust watering to meet the needs of the plants.




Mulch

A thick layer protects plants' roots & soil.




Provide Shade

Block afternoon sun with 50% shade. Shade young plants & trees.




Water Deeply

Deep watering encourages deep roots.



Choose Heat-Tolerant Crops

Extreme heat is too much for many warm-season crops.



Don't Drown Plant's Roots

Wilted plants don't always need water. Too much water will drown roots.



Avoid Fertilizer

Feeding plants encourages growth & stresses already struggling plants.



Account for Wind

Hot, dry wind is drying & damaging to plants and trees.



Don't Prune

Pruning encourages new growth & exposes new areas to sunlight.



Pamper Containers

Find the coolest area in your yard for small containers & water often.